

Gold Fields Australia

Mine Site Briefing

1st October 2012

Tim Gilbert – Vice President Operations

Ted Lambourne – GM St Ives Gold Mine



GOLD FIELDS

Forward looking statements



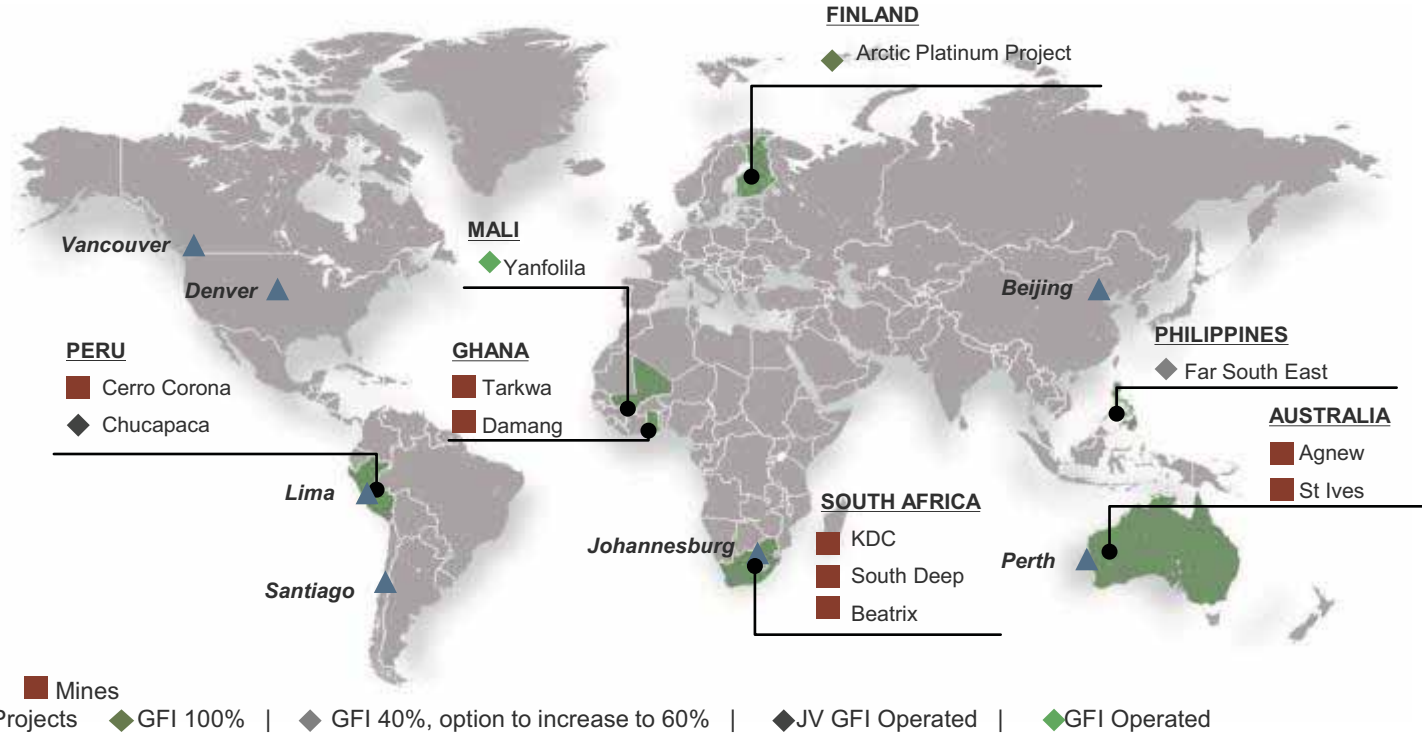
Certain statements in this document constitute “forward looking statements” within the meaning of Section 27A of the US Securities Act of 1933 and Section 21E of the US Securities Exchange Act of 1934.

In particular, the forward looking statements in this document include among others those relating to the Damang Exploration Target Statement; the Far Southeast Exploration Target Statement; commodity prices; demand for gold and other metals and minerals; interest rate expectations; exploration and production costs; levels of expected production; Gold Fields’ growth pipeline; levels and expected benefits of current and planned capital expenditures; future reserve, resource and other mineralisation levels; and the extent of cost efficiencies and savings to be achieved. Such forward looking statements involve known and unknown risks, uncertainties and other important factors that could cause the actual results, performance or achievements of the company to be materially different from the future results, performance or achievements expressed or implied by such forward looking statements. Such risks, uncertainties and other important factors include among others: economic, business and political conditions in South Africa, Ghana, Australia, Peru and elsewhere; the ability to achieve anticipated efficiencies and other cost savings in connection with past and future acquisitions, exploration and development activities; decreases in the market price of gold and/or copper; hazards associated with underground and surface gold mining; labour disruptions; availability terms and deployment of capital or credit; changes in government regulations, particularly taxation and environmental regulations; and new legislation affecting mining and mineral rights; changes in exchange rates; currency devaluations; the availability and cost of raw and finished materials; the cost of energy and water; inflation and other macro-economic factors, industrial action, temporary stoppages of mines for safety and unplanned maintenance reasons; and the impact of the AIDS and other occupational health risks experienced by Gold Fields’ employees.

These forward looking statements speak only as of the date of this document. Gold Fields undertakes no obligation to update publicly or release any revisions to these forward looking statements to reflect events or circumstances after the date of this document or to reflect the occurrence of unanticipated events.



Gold Fields at a Glance



	South America	West Africa	South Africa	Australasia	Total
Resources ¹	7.7Moz	25.2Moz	160.2Moz	9.2Moz	234.4Moz ³
Reserves ¹	6.1Moz	13.7Moz	61.1Moz	4.1Moz	85.1Moz
Production ²	383koz	935koz	1.7Moz	659koz	3.7Moz
Number of mines	1	2	3	2	8

1. Managed gold equivalent Mineral Resources and Reserves as at 31 December 2011

2. Managed gold equivalent production for 2011

3. The total managed gold equivalent Mineral Resources as at 31 December 2011 includes the managed gold equivalent ounces of the growth projects



Gold Fields in Western Australia



Agnew Processing plant



St Ives - Lefroy Processing plant



Gold Fields - Celebrating 10 Years in Australia



December 2001, Gold Fields bought St Ives and Agnew for A\$472M from Western Mining Corporation;

St Ives has since mined ...

- 63Mt of ore
- 92M bcm of waste
- And sold over 5MOzs of gold

Agnew, the higher grade little brother ...

- 11Mt of ore
 - 19M bcm of waste
 - And sold nearly 2MOzs of gold
- We have established a reputation and commitment as a major and sustainable gold mining company in Australia.



This is who we are

Vision	To be the global leader in sustainable gold mining	
Values	Safety	If we cannot mine safely, we will not mine
	Responsibility	We act responsibly and care for the environment, each other, and all of our stakeholders - our employees, our communities and our shareholders
	Honesty	We act with fairness, integrity, honesty and transparency
	Respect	We treat each other with trust, respect and dignity
	Innovation	We encourage innovation and entrepreneurship
	Delivery	We do what we say we will do



Gold Fields – a significant miner in WA



C2011	St Ives	Agnew
Production (kOz)	465	194
Cash cost	\$873	\$672
NCE	\$1248	\$1062
Reserves (Moz)	2.8	1.3
Resources (Moz)	5.3	3.8



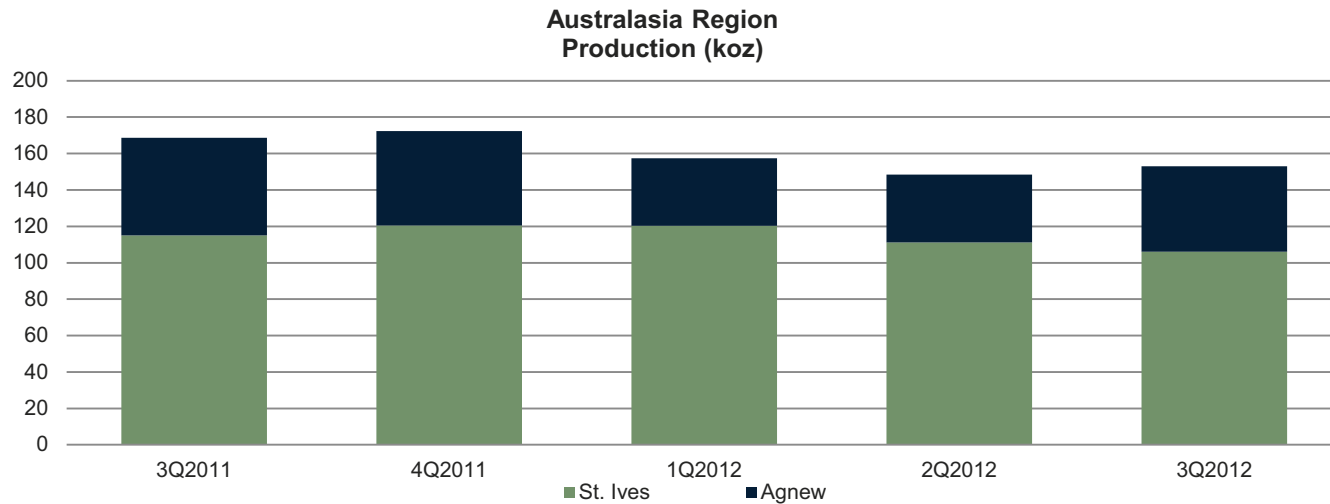
Key Drivers - Sustainability, operational efficiencies and mine life

- Our focus is on sustainability, cost, shareholder return and extending the mine life
- A major cost improvement initiative has been the move to owner-miner at both sites
 - Agnew 2010 (underground)
 - St Ives 2011 (underground)
 - St Ives 2012 – 2013 (open pit)
- Retain specialist contractors for underground development
- Owner-mining for improved value
 - removal of contractor's margin
- Minimise duplication of service contracts
- Better control by site personnel
- Optimising resources of both the open pit and underground operations



St Ives at steady state, Agnew back on track

- **St Ives** steady state production 450koz p.a.
- **Agnew** to recover to ~160 Koz p.a.
- Q2 2012 NCE margin 3%
- Chunky capital on life extensions and owner mining conversion
- Transition to owner mining at St Ives completed by Q1 2013



Equipment

- Komatsu – Load and Haul
- Atlas Copco – Drill and blast

Construction

- New Workshop
- Warehouse Upgrade

Recruitment

- Approx 190 persons

Technical developments

- Safety Procedures
- Training materials

Systems

- Inventory Control
- Fleet and Maintenance Management



Owner Mining Project - Status

Mining Operations

- Emphasis on safety
- Mining commenced on 24th June, 24hr operation commenced 1st August
- Hire equipment assembled and commissioned for transition (4x777F, PC2000, water cart, service truck)
- Komatsu equipment is arriving on site (2 x graders, 2 x dozers, 2 x HD785 trucks)



St Ives Potential

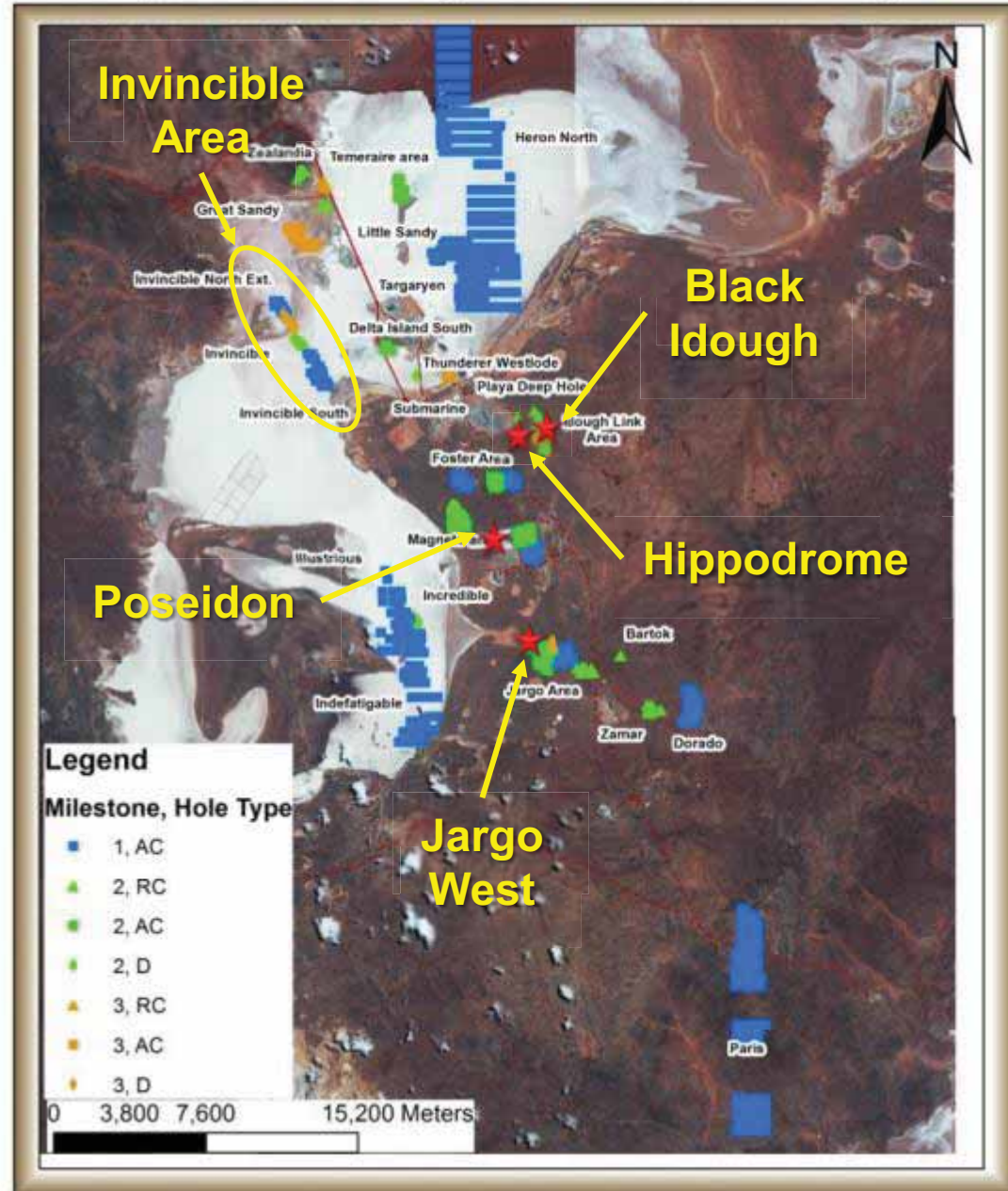


H1 2012 Project Generation Drilling by Milestone



Project Generation Delivery YTD

- 49 Targets Drilled with 83,090m
- 15 Targets Turned Over
 - 9 Advanced
 - 6 Inactive
- 15 Projects Assays Pending
- 10 Due for Project Review/Evaluation
- 9 Being Drilled
- One quality discovery at Invincible



St Ives Opportunity

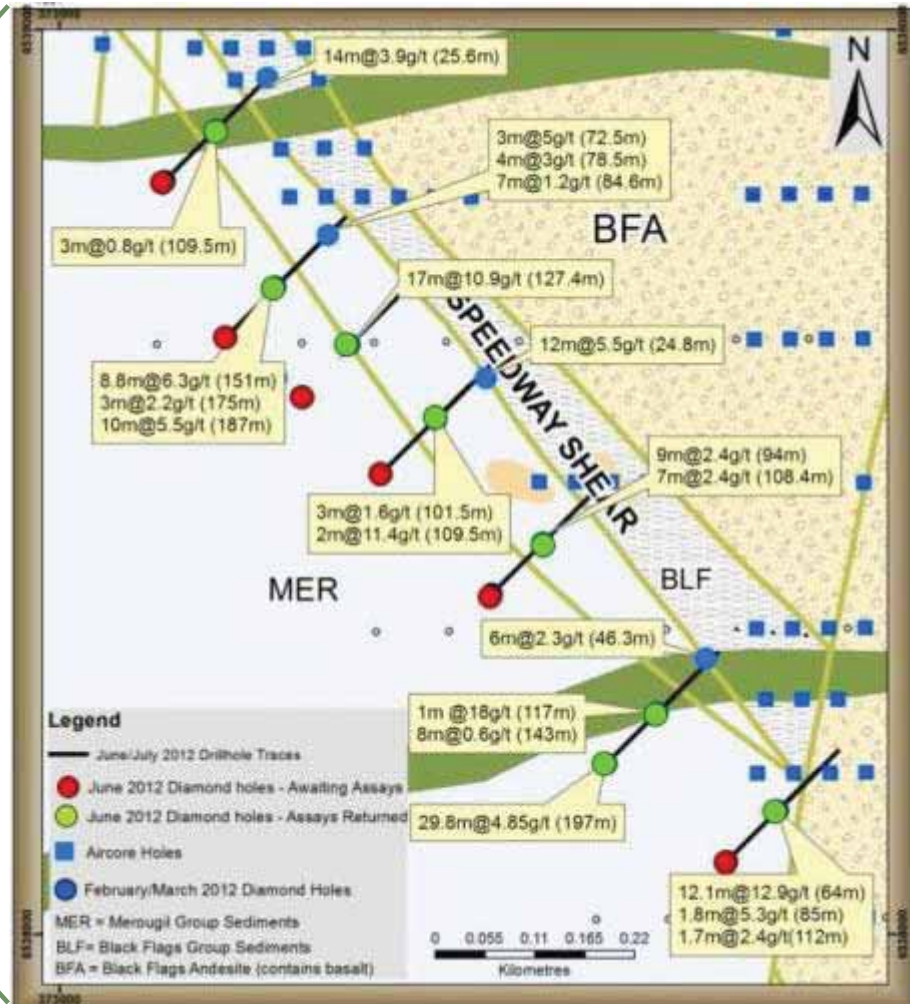
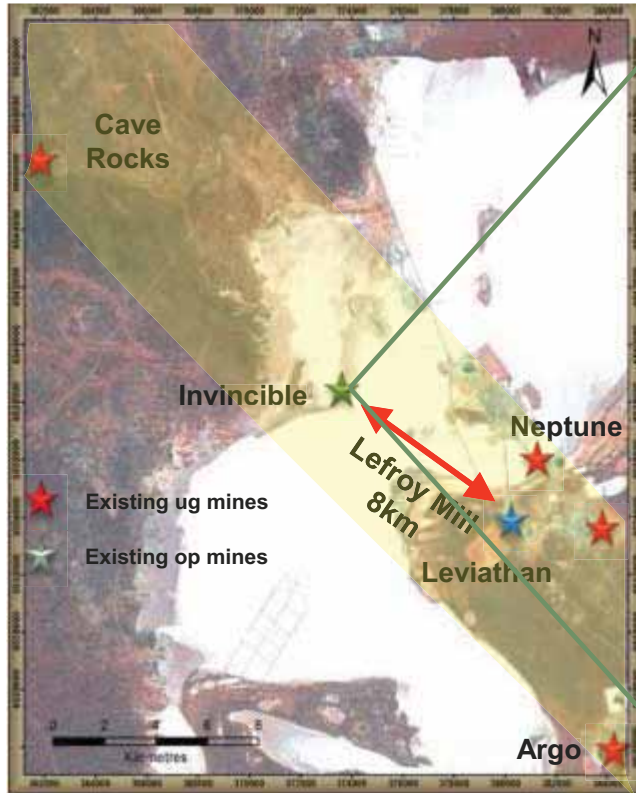
Invincible

- Geochem & Spectral anomaly
- 100% on Lake Lefroy
- 8km direct line from the Mill
- >1km strike of Speedway Shear
- Open to NW & Down Dip
- 18 DD Holes Drilled to Date
- Results for 12 Holes Received
 - Only 1 Sub-grade
- Significant Results Received Including
 - 17m @ 10.9g/t from 127m
 - 12.1m @ 12.9g/t from 64m
 - 29.8m @ 4.85g/t from 197m



Invincible Project Location

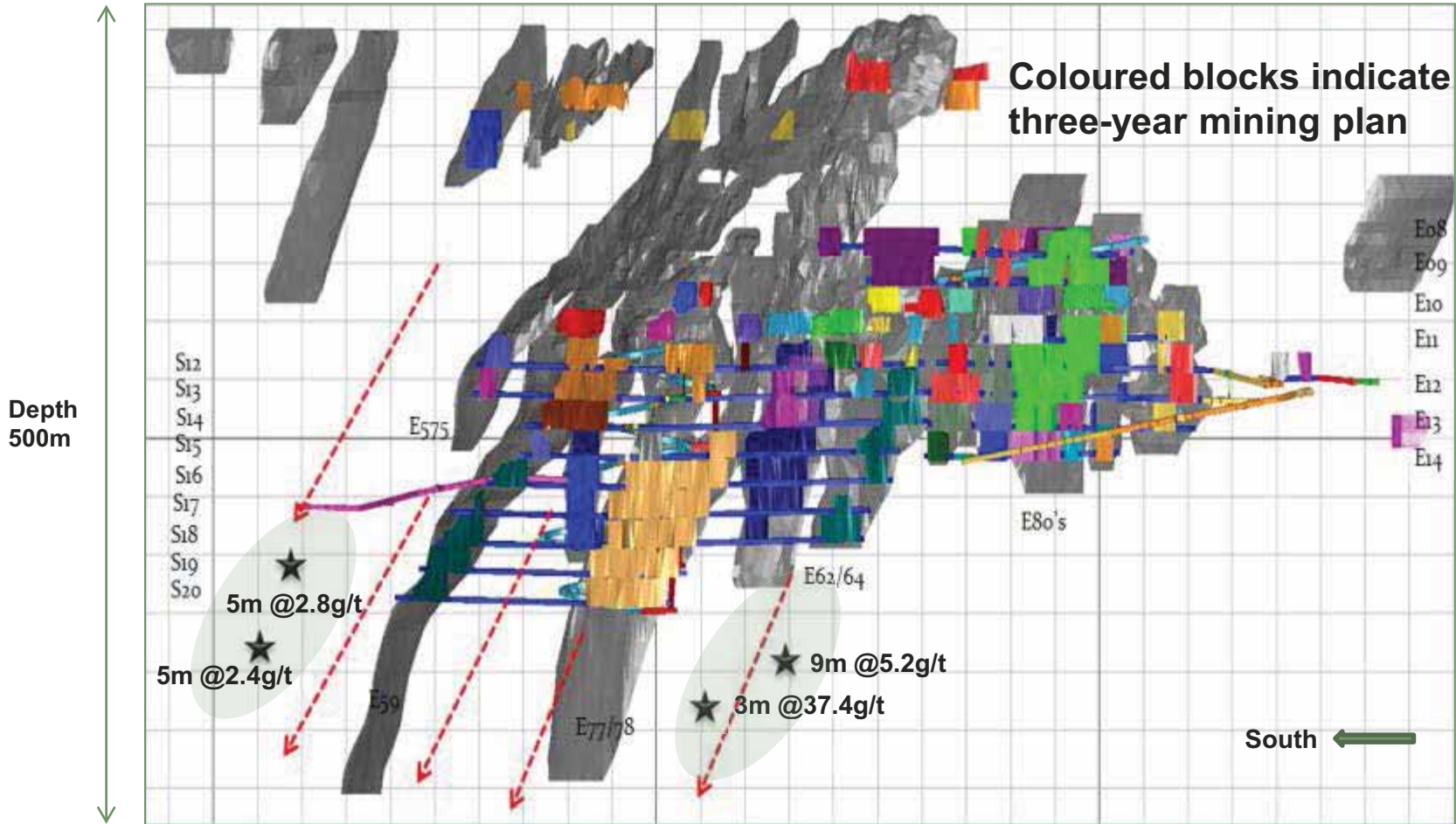




Exciting New Discovery in Major High Grade Corridor



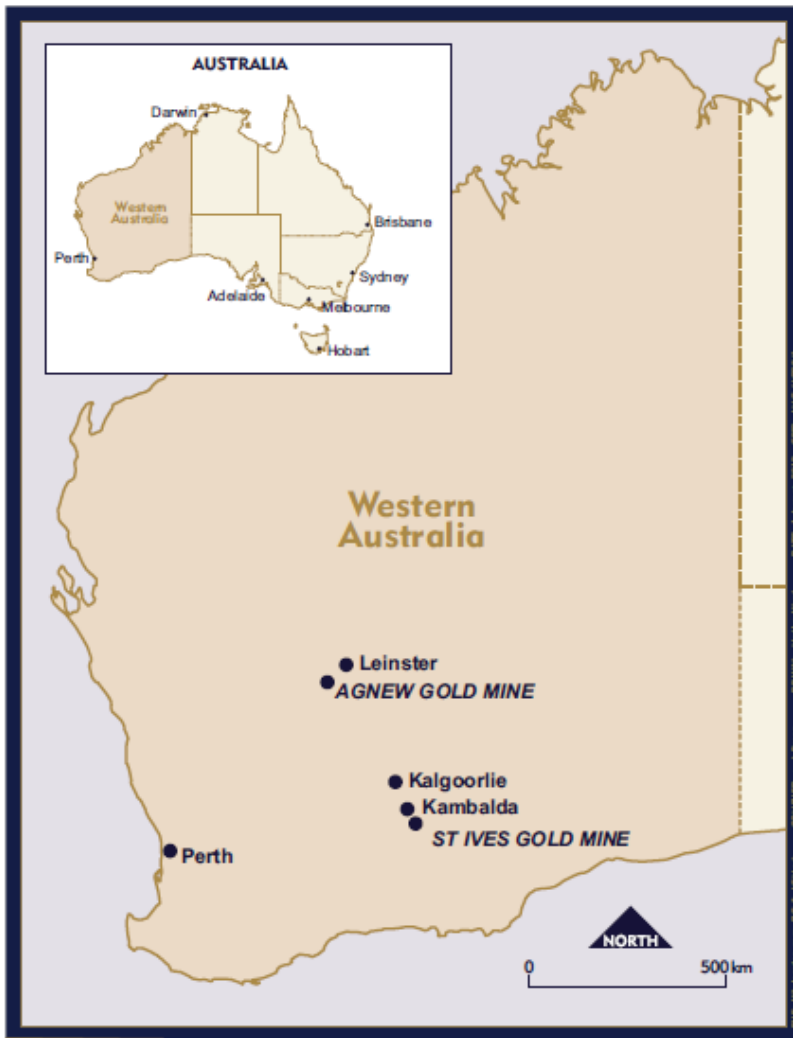
St Ives – Cave Rocks Extension



Potential for Two Years Plus Life Extension



Agnew



Agnew Processing plant



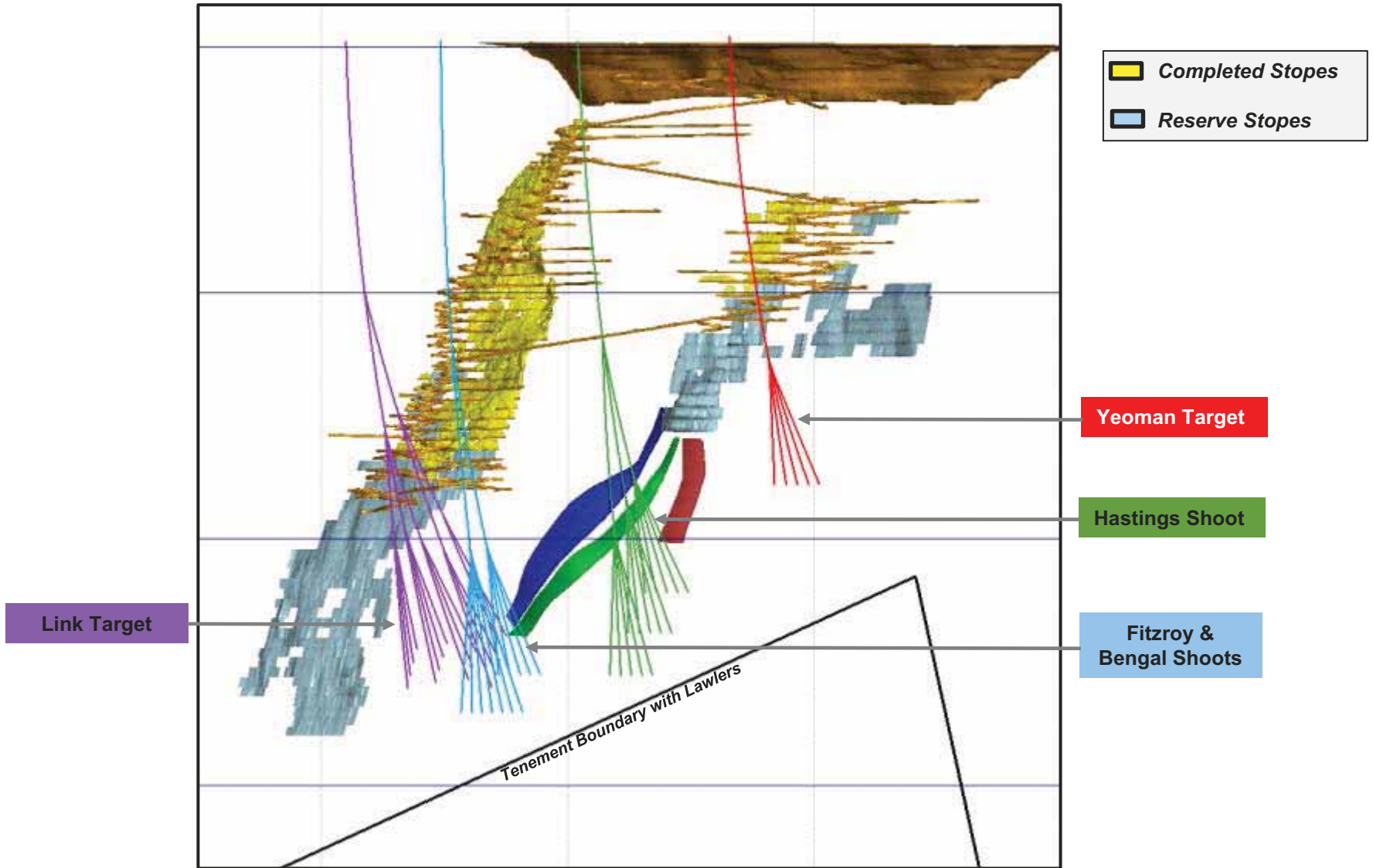
St Ives - Lefroy Processing plant



Agnew

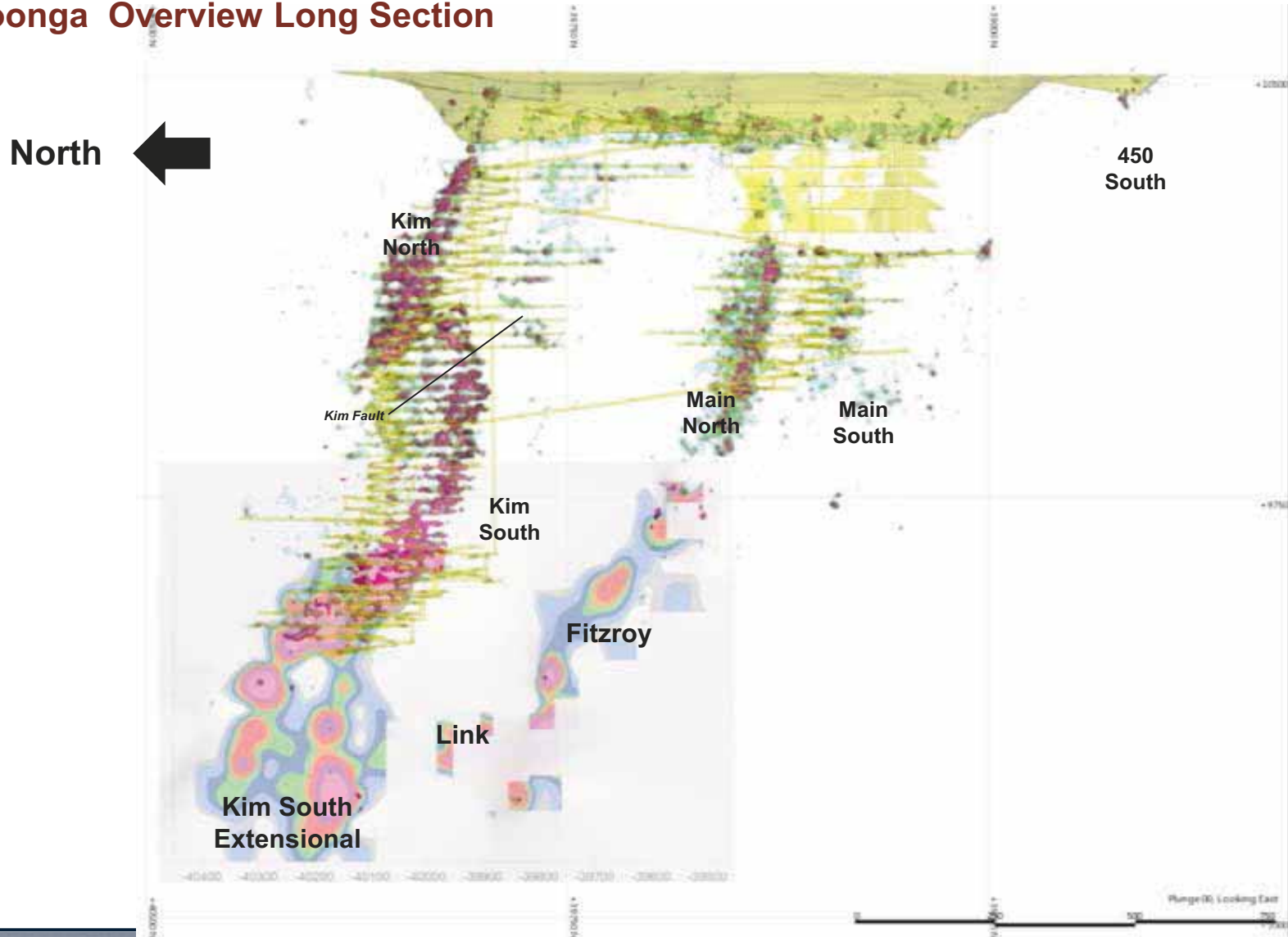


Waroonga: Planned Exploration 2012

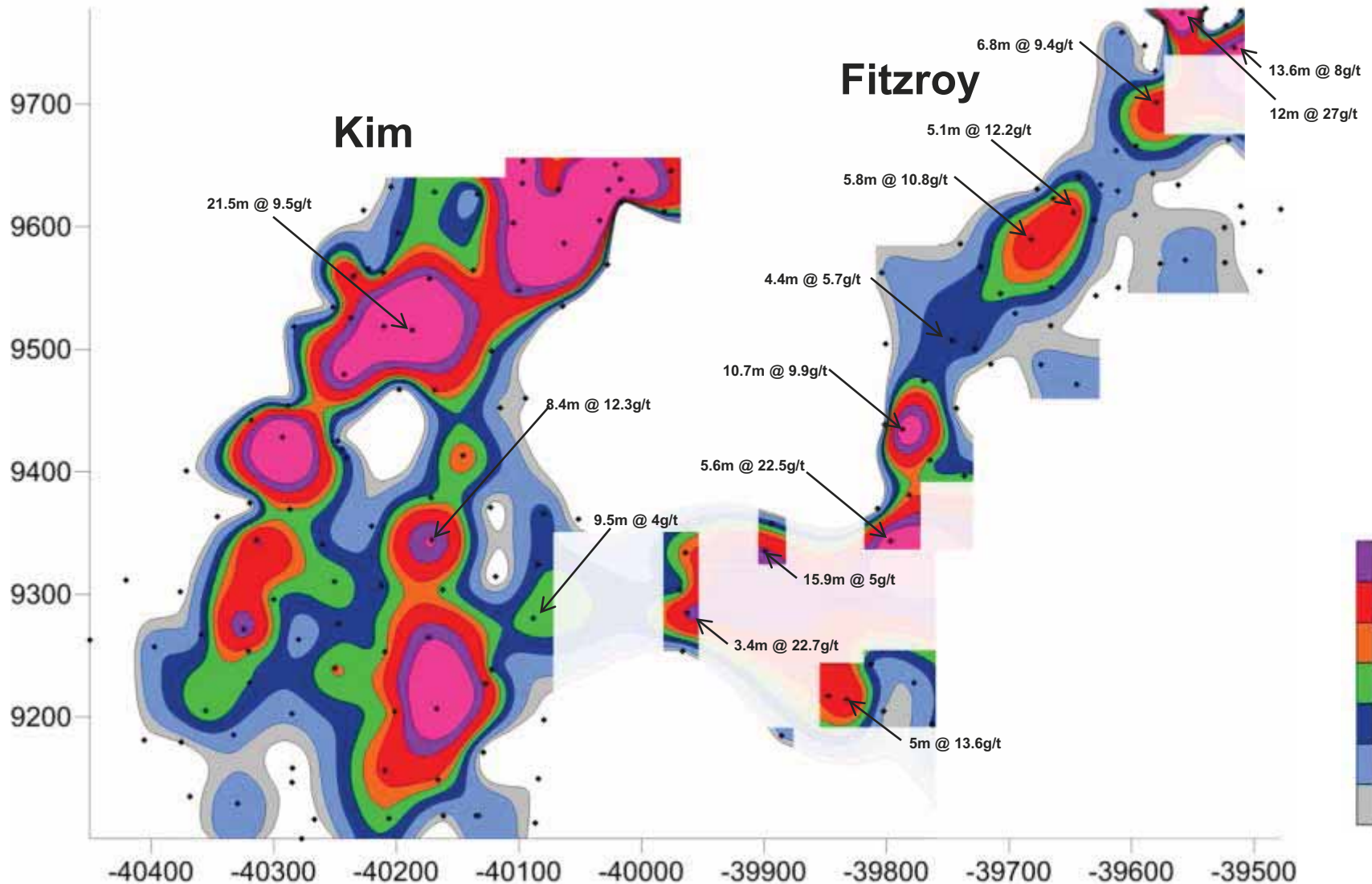


Agnew – An exciting proposition

Waroonga Overview Long Section



Waroonga Long Section – Kim/Fitzroy Intersections and G*M Isolines



- Continuation of Kim at depth
- Grade typically has a positive reconciliation
- Full extent of FBH becoming clearer as drilling progresses
- The “Link Area” has significant upside
- Size the operation to maximise cash flow and profit

